



Why Alphabet Games and Puzzles?

Every day your child is acquiring skills needed for entry into the world beyond family and home. This book provides engaging, simple activities to promote basic alphabet skills, letter/sound knowledge, visual discrimination, problem solving and small muscle development. These skills are the foundation of reading and writing. In addition, academic vocabulary (vocabulary commonly used in the classroom) will be introduced to your child. Although repetition is crucial to early learning, remember to have fun!

Upon your child's completion of each activity, use the provided incentive chart and stickers to track progress and celebrate your child's success.

SKILLS

- Uppercase letter recognition
- Lowercase letter recognition
- Letter/sound relationships
- Hand-eye coordination
- Fine motor development

HOW YOU CAN HELP SUPPORT LEARNING


- Work with your child in a quiet, calm setting.
- Complete some activities together.
- Provide a selection of writing tools, such as coloured chalk or pencils, markers and crayons to keep the activities engaging.
- Move on if a particular activity is too challenging and revisit it at a later time.
- Help your child feel successful by giving plenty of encouragement.



Where Are the Letters?


Circle the letters.

© R.I.C. Publications
Low Resolution Images
Display Copy



A Is for Apple



Look for **A** and **a** to draw a path from the apple tree to the basket of apples.



A maze puzzle with various letters and illustrations. The path starts at the apple tree and ends at the basket of apples. The letters 'A' and 'a' are the key to solving the maze.

Letters in the maze: A, S, o, G, e, A, a, A, a, A, b, C, A, k, a, I, A, D, a, B, A, w, F, d, A, a, B, A, a, a, A, e, a, Q.

Illustrations: flowers, snowflakes, and a basket of apples.




B Is for Bees

Look for **B** and **b** to draw a path to help the bees find the hive.

The maze contains the following letters and illustrations:

- Top row:** B, h, a
- Second row:** B, [empty], I, c
- Third row:** b, B, u, o, a, N, [empty]
- Fourth row:** B, b, w, A, s, z
- Fifth row:** Z, b, [empty], [empty], Z, b, B
- Sixth row:** [empty], u, b, e, P, [empty]
- Bottom row:** F, b, b, B, b, B, B

Illustrations include three bees at the top left, a beehive at the bottom right, and several colorful flowers scattered throughout the maze.



Over the Hill with A and B

Connect the uppercase and lowercase letters.



R.I.C. Publications
Low Resolution Images
Display Copy